



Government College of Engineering, Nagpur



("To be an Institution of National Repute Creating Globally Competent Technocrats to Serve the Society")
Sector 27, Mihan Rehabilitation Colony, New Khapri (Rly), Nagpur-441108 (Maharashtra State)
"To be an Institution of National Repute Creating Globally Competent Technocrats to Serve the Society"
Phone No.: (07103) 295226 (P), 295220(O) Website: www.gcoen.ac.in
e-mail: principal.gcoenagpur@dtmaharashtra.gov.in

Department of Electronics & Telecommunication Engineering

Academic Audit

U.G.Programmes

Academic Year: 2023-2024

Date and Day of Visit: 04/10/2023, Wednesday

SN	Details	Auditor 1	Auditor 2
1	Name of Auditor	Dr. S. N. Khante	Dr. R. S. Surjuse
2	Designation	Associate Professor	Associate Professor
3	Institute name	GCOE Nagpur	GCOE Nagpur
4	Contact no	9860441250	9767544979
5	email	snkhante@yahoo.com	surjusemnit@rediffmail.com

Signature of auditor/s

Summary

Sr. No.	Parameters of Evaluation	Page No.	Max. Marks	Marks Scored
1	Academic Facilities	3	150	110
2	Teaching Learning Process	4	240	197
3	Examination System	6	110	95
4	Result	7	100	61.14
5	General Academic Activities	8	100	80
6	Feedback and Corrective Action	9	100	64.182
7	Faculty Performance/Up-gradation	10	100	71
		Total	900	678.322

Grading System:

Grade	Details	Total Marks scored
A+	Excellent	675 and above
A	Good	541-674
B	Acceptable	450-540
C	Not-acceptable	Below 450

1. Strengths

- i. Dedicated and Qualified teaching / non-teaching staff
- ii. Good quality of students' intake
- iii. Active students Association

2. Weaknesses-

- i. Non-availability of New/ high end Equipments
- ii. Less IRG / consultancy activities

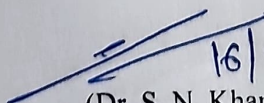
3. Suggestions based on information

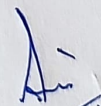
- Improvement in staff position is required
- Enhancement in Research facility is needed.
- Increase in number of books in Departmental Library
- Improvement in Question paper quality
- Motivation for Gate/ competitive exams

Auditor 1

Name and Signature of Auditor/s

Auditor 2


 16/10/23
 (Dr. S. N. Khante)


 16/10/23
 (Dr. R. S. Surjuse)

Signature of auditor/s

1. Academic Facilities

Sr. No.	Sub-parameter	Quantity/ Facility(Y/N)	Marks Assigned	Marks Secured
1	No of class rooms	02	10	08
2	No of laboratories	07	10	10
3	No of tutorial rooms	01	5	05
4	Faculty rooms/cabins	01	5	05
5	Equipment available (curricula and cost wise)	As per Norms	35	25
6	Computing facilities (including software)	17 (Computers) +02 (Printers)	10	08
7	Research facilities	00	10	00
8	Audio visual facilities	Yes	10	08
9	Class rooms furniture	Yes	5	05
10	Laboratories furniture	Yes	10	06
11	No of books, e-library, online journals and printed journals related to program in the central library	As per AICTE Norms	15	10
12	Departmental library	24 Books	5	04
13	Internet and wi-fi facility	Yes	10	10
14	Improvement made in infrastructural facilities during last year	Yes	10	06
Total=			150	110
<p>Any additional comments/feedback/observations/advice which may or may not be based on above points:</p> <p>1. Need to Strengthen/ Establish the Research facilities and computing facilities in the Department.</p> <p>2. Need to increase the numbers of books in departmental library.</p>				

Signature of auditor/s

2. Teaching – Learning Process


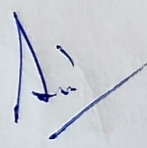
Sr. No	Description	Quantity/ Facility (Y/N) / Remarks	Max. Marks	Marks Secured
1	Theory lectures			
	Average % of lectures conducted compared with target: more than 90% - 60 marks and less than 40% - 00 marks; in between 40% -90% marks are linearly graded.	90%	60	55
	Course File			
	% of subjects for which teaching plan is prepared and execution	90%	20	18
	Quality of teaching plan and notes prepared by faculty	Good	10	08
	Preparation of question bank and allied activities	Yes	10	08
2	Novel techniques used for effective teaching learning process (including use of A/V aids, development of software/ teaching aids, use of available software, use of available learning resources etc.)	Yes	10	06
	Practical			
	Average % of practical conducted compared with that minimum required as per curriculum: less than 100% - 5 marks; 100% - 10, >100%marks; 15	100%	15	10
	Quality of experiments conducted	Good	10	08
	Availability of laboratory manual and its quality	Available	10	08
	Maintenance of laboratory equipment and new addition	Good maintenance, No new addition	15	10
	Sponsored projects of UG students	Two UBA Project	5	05
3	Theory attendance of students			
	Average % of lectures attended by students more than 90% - 25 marks and less than 60% - 00 marks; in between 60% -90% marks are linearly graded.	80%	25	20
4	Practical attendance of students			
	Average % of practical attended by students 100% - 10 marks and less than 75% - 00 marks; in between 75% -100% marks are linearly graded.	100%	10	10

Signature of auditor/s

5	Corrective action taken by department against the defaulter students	Corrective action taken	5	03
6	Home assignments and its assessment.	Home assignments given and its assessment done	5	05
7	Efforts taken by department to improve performance of academically weaker students	Remedial Classes taken	10	08
8	Efforts taken by department to improve overall performance of students by Courses conducted/Expert lectures etc	Arranged Workshop-01, Expert Lecture-03 and Industrial Visit-03	10	08
9	Staff development programs for Faculty and/or supporting staff including CEP/STTP etc	Attended- 07	10	07
Total=			240	197

Any additional comments/feedback/observations/advice which may or may not be based on above points:

1. Some novel techniques to be incorporated for effective teaching learning process.
2. There is no new addition of equipments in said academic year.
3. Staff development programs for supporting staff to be undertaken.

Signature of auditor/s

3. Examination System

Sr No	Description	Quantity/ Facility(Y/N) / Remarks	Max. Marks	Marks Secured
1	Examination Process			
	Execution of academic calendar for all examinations	Yes	10	10
	Transparency in the processes like internal assessment; & declaration of result	Yes	10	10
	Staff appointed for examination	Yes	10	10
2	Quality of CT question papers			
	Appropriate coverage of syllabus in class test	Yes	10	08
	Difficulty level of the question papers including numerical(at par with University Exam)	Higher than University Paper	10	10
	Innovation in question paper (Volume of repeated questions, correlation of questions with competitive examinations)	Moderate	10	07
3	Arranging quiz, surprise test, assignments etc.	Quiz-02, surprise test-01, assignments-02	10	08
4	Practical/termwork			
	Assessment of practical (journal).	Regular	10	08
	Assessment method to judge depth of understanding	Q&A, Result Output	10	08
	Appropriate weight-age to various components of term work assessment	As per University Norms	10	08
	Continuous evaluation of project/seminar and its record (maintenance of logbook)	Continuous evaluation of project/seminar – 03 times, logbook maintenance	10	08
Total =			110	95
<p>Additional comments/feedback/observations/advice which may or may not be based on above points:</p> <p>1. Some more Innovation in question paper required.</p>				



Signature of auditor/s

4. Result

Sr No	Description	Quantity/ Facility(Y/N) / Remarks	Marks Assigned	Marks Secured
1	Performance of students in Class Test-I	82%	10	08
	Average % of students passing in CT-I *0.1			
2	Performance of students in Class Test-II	82%	10	08
	Average % of students passing in CT-II *0.1			
3	Performance of students in University Exam	91%	30	27
	Average % of students passing in UE *0.3			
4	Overall Performance of students		50	18.14
	% of students securing CGPA > 9*0.5	0	0	
	% of students securing CGPA in between 8.25 and 9.0 *0.4	1.023%	0.4092	
	% of students securing CGPA in between 6.75 and 8.25 *0.3	39.67%	11.901	
	% of students securing CGPA in between 5.75 and 6.75 *0.2	36.91%	7.382	
	% of students securing CGPA < 5.75 *0.1	4.51%	0.451	
5	Number of copy cases reported and punished * (- 2)	01	01x(-2)=-2	
	Total=		100	61.14

Additional comments/feedback/observations/advice which may or may not be based on above points:

1. Steps to be taken to increase performance of students in Class Test.
2. Corrective measures to be taken to increase overall performance of students.
3. Steps to be taken to improve overall performance of students.

Signature of auditor/s

5. General Academic Activities

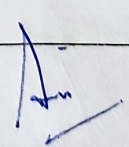
Sr. No.	Sub parameter	Quantity/ Facility(Y/N) / Remarks	Marks Assigned	Marks Secured
1	Whether all activities performed as per academic calendar?	Yes	5	5
2	Whether academic processes are student developments centric?	Yes	5	5
3	Students enrollment for co-curriculum activities in or out the institute	IITD-04, VNIT-04	10	07
4	Whether co-curriculum activities of institute/department are evenly distributed throughout the year?	Yes	5	05
5	Participation of students in Sport?	Participation in Sport week / Uni. sports	10	08
6	Participation of students in cultural activities?	Participation in Oranz / Uni. Cultural Fest	10	08
7	Implementation of AICTE schemes such as IIC, Skill India, NPTEL etc.	IIC-15, Skill India-04, NPTEL-10	5	04
8	How much is overall placement of students (in % based on eligible students) and annual pay package?	49%, 5 LPA	10	08
9	How is the performance of students in Extension of services through NSS/NCC?	NCC Cadet-14, Old age home visit-12, blood donation-22	5	04
10	Industrial visits organized by department.	03	10	08
11	Technical events organized by the department for faculty and students including CEP/STTP/Expert lectures/Model or project competition/GD/PI etc	Expert Lecture-03, Workshop-01, Project Competition -01	20	15
12	Performance in competitive examinations like GATE/CAT etc	GATE-04, CAT-02	5	03
Total =			100	80
<p>Any additional comments/feedback/observations/advice which may or may not be based on above points:</p> <p>1. Students enrollment for co-curriculum activities in or outside the institute have to be motivated.</p> <p>2. Students have to be motivated for competitive examinations like GATE/CAT etc.</p>				

Signature of auditor/s

6. Student's Feedback and Corrective Action

Sr. No.	Sub parameter	Quantity/ Facility(Y/N) / Remarks	Marks Assigned	Marks Secured
1	Feedback during the semester			
	Frequency of obtaining student's feedback (Meetings of CRs etc)	CRs Meeting- 04	10	08
	Corrective action taken at the departmental level	Based on the suggestion of CR Components are made available	10	06
2	Grievance/Suggestion mechanism			
	Through Online /email	Online	10	06
	Corrective action taken for suggestions at the departmental level	NO	10	00
3	Feedback at the end of semester (Over all impression reported by students)			
		02 Nos. of feedback	40	32.182
	% of Excellent responses *0.4	4.9%	$4.9 \times 0.4 = 1.96$	
	% of Very Good responses *0.35	67.14%	$67.14 \times 0.35 = 23.5$	
	% of Good responses *0.25	25.37%	$25.37 \times 0.25 = 6.3425$	
	% of Poor responses *0.15	2.53%	$2.53 \times 0.15 = 0.3795$	
% very poor responses *0.05	0	0		
4	Corrective action taken by department for point 3			
		Appreciation letter for Excellent feedback, Corrective action for poor feedback is taken	20	12
Total=			100	64.182
Any additional comments/feedback/observations/advice which may or may not be based on above points:				
1. Department must have suggestion box.				

Signature of auditor/s



7. Faculty Performance

Sr. No.	Description	Quantity/ Facility(Y/N) / Remarks	Marks Assigned	Marks Secured
1	Performance appraisal		30	
	% of faculty received "A+" remark* 0.3			
	% of faculty received "A" remark* 0.2	100 x 0.2		20
	% of faculty received "B" remark* 0.1			
2	Qualification enhancement of faculty through qualification / online courses	PhD- 01 in progress, NPTEL- 01	5	03
3	Overall performance of faculty, based on research paper published in journals, conferences and seminar.	Journals- 03, Conferences - 03	15	12
4	MODROB/UBA/ RPS and other sponsored projects received by the department	UBA- 1.25 Lakhs	5	05
5	Participation of faculty outside the Institution	06	10	08
6	Performance of faculty, based on books publication, patent filed and awards	Patent-01, Awards-01	5	04
7	Performance of faculty, based on consultancy and internal revenue generation (IRG)	IRG- NIL	5	00
8	% of faculty members participated in various faculty development programme	FDP-06	10	08
9	Innovative ideas implemented by the department for overall academic development of students	Research Paper writing-12. Tech. Presentation Skill development-76	10	07
10	Whether guided Research scholars?	02- in progress	5	04
Total=			100	71

Any additional comments/feedback/observations/advice which may or may not be based on above points:

1. Steps to be taken for departmental consultancy and internal revenue generation (IRG).

Note: If any activity is not associated / eligible, then allotted marks may be deducted from marks of that section.

Signature of auditor/s

