



Government College of Engineering, Nagpur



("To be an Institution of National Repute Creating Globally Competent Technocrats to Serve the Society")
Sector 27, Mihan Rehabilitation Colony, New Khapri (Rly), Nagpur- 441108 (Maharashtra State)
"To be an Institution of National Repute Creating Globally Competent Technocrats to Serve the Society"
Phone No.: (07103) 295226 (P), 295220(O) Website: www.gcoen.ac.in
e-mail: principal.gcoenagpur@dtmaharashtra.gov.in office.gcoenagpur@dtmaharashtra.gov.in

Department of Computer Science & Engineering

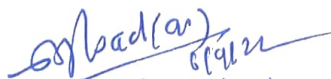
Academic Audit

U.G. Programmes


Academic Year: 2021 - 2022

Date and Day of Visit: 6/9/22, Tuesday

SN	Details	Auditor 1	Auditor 2
1	Name of Auditor	Dr. S. S. Pvsadkar	Dr. R. B. Yarasu
2	Designation	Prof & HOD Civil	Asso. Prof.
3	Institute name	GCOE Nagpur	GCOE Nagpur
4	Contact no	9422915635	8208918257
5	email	sspvsadkar@gcoen.ac.in	rbyasasu@gmail.com


(Dr. S. S. Pvsadkar)

Signature of auditor/s


06/09/22
(Dr. R. B. Yarasu)

Summary

Sr. No.	Parameters of Evaluation	Page No.	Max. Marks	Marks Scored
1	Academic Facilities	3	150	124
2	Teaching Learning Process	4	240	180
3	Examination System	6	110	90
4	Result	7	100	93
5	General Academic Activities	8	100	43
6	Feedback and Corrective Action	9	100	83
7	Faculty Performance/Up-gradation	10	70 100	50
Total			900 870	663

Score is 76.2% . Hence " EXCELLENT "

A+

Grading System:

Grade	Details	Total Marks scored
A+	Excellent	675 and above 75%.
A	Good	541-674 60-75%.
B	Acceptable	450-540 50-60%.
C	Not-acceptable	Below 450 < 50%.

1. Strengths
 - Well arrange laboratories & classrooms.
 - Effective teaching-learning process.
2. Weaknesses-
 - Very poor faculty ratio
 - Less computer terminals.
 - Less books in library
 - General Academic activity to be increased.
3. Suggestions based on information
 - Effort for getting regular faculty.
 - Software to be upgraded.


Auditor 1


Auditor 2

Name and Signature of Auditor/s

Signature of auditor/s

1. Academic Facilities

Sr. No.	Sub-parameter	Quantity/ Facility(Y/N)	Marks Assigned	Marks Secured
1	No of class rooms	02	10	10
2	No of laboratories	06	10	08
3	No of tutorial rooms	01	5	03
4	Faculty rooms/cabins	09	5	05
5	Equipments available (curricula and cost wise)	96 comp	30	25
6	Computing facilities (including software)	96 comp	10	8
7	Research facilities	yes	10	5
8	Electric power available for 24x7	yes	5	5
9	Audio visual facilities	yes	10	10
10	Class rooms furniture (quantity and quality)	yes	5	5
11	Laboratories furniture (quantity and quality)	yes	10	10
12	No of books, e-library, online journals and printed journals related to programme in the central library	114 / 939	15	10
13	Departmental library	yes (47)	5	3
14	Internet and wi-fi facility	yes	10	10
15	Improvement made in infrastructural facilities during last year	yes - smart board	10	07
		Total =	150	124
<p>Any additional comments/feedback/observations/advice which may or may not be based on above points:</p> <ul style="list-style-type: none"> • No Seminar room • Less 30 computers • Less no. of books 				






Signature of auditor/s

2. Teaching – Learning Process

Sr. No	Description	Quantity/ Facility (Y/N) / Remarks	Max. Marks	Marks Secured
1	Theory lectures		60	
	Average % of lectures conducted compared with target: more than 90% - 60 marks and less than 40% - 00 marks; in between 40% -90% marks are linearly graded.	> 90 %.		60
	Course File		20	
	% of subjects for which teaching plan is prepared and execution	100 %.		20
	Quality of teaching plan and notes prepared by faculty	Moodle present	10	08
	Preparation of question bank and allied activities	100 %.	10	10
2	Practical		15	
	Average % of practical conducted compared with that minimum required as per curriculum: less than 100% - 5 marks; 100% - 10, >100% marks; 15	> 90 %.		05
	Quality of experiments conducted	Good	10	08
	Availability of laboratory manual and its quality	Yes	10	08
	Maintenance of laboratory equipments and new addition	Yes	15	12
	Sponsored projects of UG students	01	5	02
3	Theory attendance of students		25	
	Average % of lectures attended by students more than 90% - 25 marks and less than 60% - 00 marks; in between 60% -90% marks are linearly graded.	77 %.		14
4	Practical attendance of students		10	



Signature of auditor/s



	Average % of practical attended by students 100% - 10 marks and less than 75% - 00 marks; in between 75% -100% marks are linearly graded.	95-%		08
5	Corrective action taken by department against the defaulter students	Yes	5	02
6	Home assignments and its assessment.	Yes	5	04
7	Efforts taken by department to improve performance of academically weaker students	Yes	10	02
8	Efforts taken by department to improve overall performance of students by Courses conducted/Expert lectures etc	Yes	10	07
9	Staff development programs for Faculty and/or supporting staff including CEP/ STTP etc	No	10	00
Total=			240	180

Any additional comments/feedback/observations/advice which may or may not be based on above points:

- Programs shall be arranged for faculty/staff
- Additional practicals may be conducted as per industry needs.

[Signature]
 (Mrs S. Madhavi)

Signature of auditor/s

[Signature]
 (Dr. R.B. Yarasu)

3. Examination System

Sr No	Description	Quantity/ Facility(Y/N) / Remarks	Max. Marks	Marks Secured
1	Examination Process			
	Execution of academic calendar for all examinations	Y	10	9
	Transparency in the processes like internal assessment; & declaration of result	Y	10	9
	Staff appointed for examination	Y	10	8
2	Quality of CT question papers			
	Appropriate coverage of syllabus in class test	Y	10	9
	Difficulty level of the question papers including numerical (at par with University Exam)	Y	10	8
	Innovation in question paper (Volume of repeated questions, correlation of questions with competitive examinations)	Moderate	10	07
3	Arranging quiz, surprise test, assignments etc.	Y	10	8
4	Practical / term work			
	Assessment of practical (journal).	Y	10	8
	Assessment method to judge depth of understanding	Y	10	8
	Appropriate weight-age to various components of term work assessment	Y	10	8
	Continuous evaluation of project/seminar and its record (maintenance of logbook)	Y	10	8
Total =			110	90
<p>Additional comments/feedback/observations/advice which may or may not be based on above points:</p> <ul style="list-style-type: none"> • Question paper to be set as per bloom taxonomy • Regular checking of assignment need to be carried out. 				

(Signature)

Signature of auditor/s


(Signature)

4. Result

Sr No	Description	Quantity/ Facility(Y/N) / Remarks	Marks Assigned	Marks Secured
1	Performance of students in Class Test-I		10	9.4
	Average % of students passing in CT-I *0.1	94		
2	Performance of students in Class Test-II		10	9.6
	Average % of students passing in CT-II *0.1	96		
3	Performance of students in University Exam		30	29
	Average % of students passing in UE *0.3	98		
4	Overall Performance of students		50	45
	% of students securing CGPA > 9*0.50	60	30	
	% of students securing CGPA in between 8.25 and 9.0 *0.4	31	12.4	
	% of students securing CGPA in between 6.75 and 8.25 *0.3	7.5	2.25	
	% of students securing CGPA in between 5.75 and 6.75 *0.2	1.3	0.26	
5	Number of copy cases reported and punished * (-2)	-	-	-
	Total =		100	93

Additional comments/feedback/observations/advice which may or may not be based on above points:

- Result is good.





Signature of auditor/s

5. General Academic Activities

Sr. No.	Sub parameter	Quantity/ Facility(Y/N) / Remarks	Marks Assigned	Marks Secured
1	Whether all activities performed as per academic calendar?	Yes	5	5
2	Whether academic processes are student developments centric?	Yes	5	5
3	Students enrollment for co-curriculum activities in or out the institute	25%	10	3
4	Whether co-curriculum activities of institute/department are evenly distributed throughout the year?	Yes	5	5
5	Participation of students in Sport?	15%	10	2
6	Participation of students in cultural activities?	15%	10	2
7	Implementation of AICTE schemes such as IIC, Skill India, NPTEL etc.	11 NPTEL	5	3
8	How much is overall placement of students (in % based on eligible students) and annual pay package?	>90%	10	9
9	How is the performance of students in Extension of services through NSS/NCC?	NCC-2	5	2
10	Industrial visits organized by department.	No	10	00
11	Technical events organized by the department for faculty and students including CEP/STTP/Expert lectures/Model or project competition/GD/PI etc	Expert lecture	20	5
12	Performance in competitive examinations like GATE/CAT etc	10%	5	2
Total =			100	43

Any additional comments/feedback/observations/advice which may or may not be based on above points:

- participation of students in extra & co-curricular to be enhanced
- Industry expert lecture to be arrange
- Encourage student for GATE/CAT/ GRE

[Signature]

Signature of auditor/s

[Signature]

6. Student's Feedback and Corrective Action

Sr. No.	Sub parameter	Quantity/ Facility(Y/N) / Remarks	Marks Assigned	Marks Secured
1	Feedback during the semester			
	Frequency of obtaining student's feedback (Meetings of CRs etc)	Y	10	10
	Corrective action taken at the departmental level	Y	10	10
2	Grievance/Suggestion mechanism			
	Through Online /email	Y	10	10
	Corrective action taken for suggestions at the departmental level	Y	10	10
3	Feedback at the end of semester (Over all impression reported by students)		40	33
	% of Excellent responses *0.4	-		
	% of Very Good responses *0.35	80%	28	
	% of Good responses *0.25	20%	5	
	% of Poor responses *0.15			
	% very poor responses *0.05			
4	Corrective action taken by department for point 3	Y	20	10
Total =			100	83
<p>Any additional comments/feedback/observations/advice which may or may not be based on above points:</p> <p style="font-size: 1.2em; color: blue;">Need improvement on suggestions given in feedback by students</p>				

[Signature]

[Signature]

Signature of auditor/s

*. Faculty Performance

Sl. No.	Description	Quantity Faculty (Y/N) Remarks	Marks Assigned	Marks Secured
	Performance appraisal		(10)	
	% of faculty received "A" remark * 0.1			
	% of faculty received "A" remark * 0.1			
	% of faculty received "B" remark * 0.1			
1	Qualification enhancement of faculty through qualification online courses	1 NPTEL	1	0.1
2	Overall performance of faculty, based on research paper published in journals, conferences and seminar	05 papers	10	10
3	MEMORORIAL RPS and other sponsored projects received by the department	01 VBA	1	0.1
4	Participation of faculty outside the Institution	Yes	10	10
5	Performance of faculty, based on books publication, patent filed and awards	3 books	1	0.1
6	Performance of faculty, based on consultancy and internal revenue generation (IRG)	Yes, 20 Lakhs	1	0.1
7	% of faculty members participated in various faculty development programme	Yes 100%	10	10
8	Innovative ideas implemented by the department for overall academic development of students	Yes Hostel Adm'n	10	0.1
9	Whether guided Research scholars?	0/1	1	0.1
	Total -		(100)	100

Any additional comments/feedback/observations/advice which may or may not be based on above points:

The performance of whole faculty, department is highly appreciable.

Note: If any activity is not associated / eligible, then allotted marks may be deducted from marks of that section.

G. Prasad
6/1/22

Signature of auditor/s

(V. P. V. / 27/1/22)