



Government College of Engineering, Nagpur



("To be an Institution of National Repute Creating Globally Competent Technocrats to Serve the Society")
Sector 27, Mihan Rehabilitation Colony, New Khapri (Rly), Nagpur- 441108 (Maharashtra State)
"To be an Institution of National Repute Creating Globally Competent Technocrats to Serve the Society"
Phone No.: (07103) 295226 (P), 295220(O) Website: www.gcoen.ac.in
e-mail: principal.gcoenagpur@dtmaharashtra.gov.in office.gcoenagpur@dtmaharashtra.gov.in

Department of Electronics & Tel. Com. Engg.

Academic Audit

U.G. Programmes

Academic Year: 2021 - 2022

Date and Day of Visit: Tuesday, Sept. 06, 2022.

SN	Details	Auditor 1	Auditor 2
1	Name of Auditor	Dr. V.M. Athawale	Dr. J.B. Randhawa
2	Designation	Associate Prof. ME	Asst. Prof. Phy.
3	Institute name	GCOEN	GCOEN
4	Contact no	8237021103	9403588460
5	email	athawalevijay@gmail.com	jb.randhawa2@gmail.com

J.B. Randhawa
06/09/22

V.M. Athawale
6/9/22

Signature of auditor/s

Summary

Sr. No.	Parameters of Evaluation	Page No.	Max. Marks	Marks Scored
1	Academic Facilities	3	150	125
2	Teaching Learning Process	4	240	189
3	Examination System	6	110	88
4	Result	7	100	84
5	General Academic Activities	8	100	67
6	Feedback and Corrective Action	9	100	80
7	Faculty Performance/Up-gradation	10	70 100	46
		Total	900 870	679

Grading System:

Grade	Details	Total Marks scored
A ⁺	Excellent	675 and above
A	Good	541-674
B	Acceptable	450-540
C	Not-acceptable	Below 450

1. Strengths 1. Dynamic leadership, 2. Devoted staff.
3. Lab facilities,
2. Weaknesses- 1. Faculty shortage, 2. Insufficient class-room facility
3. Less outreach activities of the department.
3. Suggestions based on information
1. Students should be encouraged for GATE & competitive exams.
2. Involvement of students in regular co-curricular activities like NSS, IIC, Skill India etc.

Auditor 1

Auditor 2

Name and Signature of Auditor/s

[Handwritten Signature]

Signature of auditor/s

[Handwritten Signature]

I. Academic Facilities

Sr. No.	Sub-parameter	Quantity/ Facility(V/N)	Marks Assigned	Marks Secured
1	No of class rooms	02	10	10
2	No of laboratories	12	10	10
3	No of tutorial rooms	01	5	05
4	Faculty rooms/cabins	12	5	05
5	Equipments available (curricula and cost wise)	Y	30	27
6	Computing facilities (including software)	Y	10	07
7	Research facilities	Y (partial)	10	02
8	Electric power available for 24x7	Y	5	05
9	Audio visual facilities	Y	10	10
10	Class rooms furniture (quantity and quality)	Y. Adequate	5	04.
11	Laboratories furniture (quantity and quality)	Y. Adequate	10	09
12	No of books, e-library, online journals and printed journals related to programme in the central library		15	10
13	Departmental library	Y	5	03
14	Internet and wi-fi facility	Y	10	10
15	Improvement made in infrastructural facilities during last year	Y	10	08
Total =			150	125

Any additional comments/feedback/observations/advice which may or may not be based on above points:

1. Research facility needs to be enhanced.
2. Class room size should be larger.
3. Books in departmental library should be increased & record should be maintained.

[Signature]

Signature of auditor/s

[Signature]

2. Teaching – Learning Process

Sr. No	Description	Quantity/ Facility (Y/N) / Remarks	Max. Marks	Marks Secured
1	Theory lectures			
	Average % of lectures conducted compared with target: more than 90% - 60 marks and less than 40% - 00 marks; in between 40% -90% marks are linearly graded.	Y	60	60
	Course File			
	% of subjects for which teaching plan is prepared and execution	80 %	20	16
	Quality of teaching plan and notes prepared by faculty	80%	10	08
	Preparation of question bank and allied activities	50 %	10	05
	Novel techniques used for effective teaching learning process (including use of A/V aids, development of software/ teaching aids, use of available software, use of available learning resources etc.)	60 %	10	06
2	Practical			
	Average % of practical conducted compared with that minimum required as per curriculum: less than 100% - 5 marks; 100% - 10, >100% marks; 15	100 %	15	10
	Quality of experiments conducted	Good.	10	08
	Availability of laboratory manual and its quality	Yes - partial	10	08
	Maintenance of laboratory equipments and new addition	AMC - partial	15	12.
	Sponsored projects of UG students	UBA - 03	5	05
	Theory attendance of students		25	
3	Average % of lectures attended by students more than 90% - 25 marks and less than 60% - 00 marks; in between 60% -90% marks are linearly graded.	80-85 %		16.
4	Practical attendance of students		10	08

Signature of auditor/s

	Average % of practical attended by students 100% - 10 marks and less than 75% - 00 marks; in between 75% -100% marks are linearly graded.		
5	Corrective action taken by department against the defaulter students	5	04.
6	Home assignments and its assessment.	5	04.
7	Efforts taken by department to improve performance of academically weaker students	10	05.
8	Efforts taken by department to improve overall performance of students by Courses conducted/Expert lectures etc	10	08
9	Staff development programs for Faculty and/or supporting staff including CEP/ STTP etc	10	10
Total=		240	189

Any additional comments/feedback/observations/advice which may or may not be based on above points:

1. Extensive chapterwise question bank should be prepared & provided, which should include numericals as well.
2. Subjectwise lab manuals should be prepared.
3. Continuous assessment & record keeping of assessment should be undertaken.

B. R. ...

... ..

Signature of auditors

3. Examination System

Sr No	Description	Quantity/ Facility(Y/N) / Remarks	Max. Marks	Marks Secured
1	Examination Process			
	Execution of academic calendar for all examinations		10	08
	Transparency in the processes like internal assessment; & declaration of result		10	10
	Staff appointed for examination		10	10
2	Quality of CP question papers			
	Appropriate coverage of syllabus in class test		10	10
	Difficulty level of the question papers including numerical (at par with University Exam)		10	08
	Innovation in question paper (Volume of repeated questions, correlation of questions with competitive examinations)		10	08
3	Arranging quiz, surprise test, assignments etc.		10	08
4	Practical / term work			
	Assessment of practical (journal).		10	07
	Assessment method to judge depth of understanding		10	06
	Appropriate weight-age to various components of term work assessment		10	07
	Continuous evaluation of project/seminar and its record (maintenance of logbook)		10	06
Total =			110	88
<p>Additional comments/feedback/observations/advice which may or may not be based on above points:</p> <ol style="list-style-type: none"> 1. Journals should be checked regularly . 2. Internal viva voce should be conducted . 3. Surprise tests could help in checking understanding level of students . 4. Record should be kept of all above suggestions 1- 3 . 				

[Handwritten Signature]

[Handwritten Signature]


Signature of auditor/s

4. Result


Sr No	Description	Quantity/ Facility(Y/N) / Remarks	Marks Assigned	Marks Secured
1	Performance of students in Class Test-I		10	07
	Average % of students passing in CT-I *0.1			
2	Performance of students in Class Test-II		10	08
	Average % of students passing in CT-II *0.1			
3	Performance of students in University Exam		30	30
	Average % of students passing in UE *0.3			
4	Overall Performance of students		50	38.66 ~ 39
	% of students securing CGPA > 9*0.55	33.33	18.33	
	% of students securing CGPA in between 8.25 and 9.0 *0.5	35.5	17.75	
	% of students securing CGPA in between 6.75 and 8.25 *0.5	5.166	2.583	
	% of students securing CGPA in between 5.75 and 6.75 *0.5	0		
	% of students securing CGPA < 5.75 *0.5	0		
5	Number of copy cases reported and punished * (- 2)			
Total =			100	84.

Additional comments/feedback/observations/advice which may or may not be based on above points:

1. CT3 conducted for all willing students.
2. Poor performing students should be identified and remedial classes should be taken.



Signature of auditor/s



5. General Academic Activities

Sr. No.	Sub parameter	Quantity/ Facility(Y/N) / Remarks	Marks Assigned	Marks Secured
1	Whether all activities performed as per academic calendar?		5	05
2	Whether academic processes are student developments centric?		5	05
3	Students enrollment for co-curriculum activities in or out the institute		10	07
4	Whether co-curriculum activities of institute/department are evenly distributed throughout the year?		5	05
5	Participation of students in Sport?		10	07
6	Participation of students in cultural activities?		10	07
7	Implementation of AICTE schemes such as IIC, Skill India, NPTEL etc.		5	03
8	How much is overall placement of students (in % based on eligible students) and annual pay package?		10	07
9	How is the performance of students in Extension of services through NSS/NCC?		5	3
10	Industrial visits organized by department.		10	00
11	Technical events organized by the department for faculty and students including CEP/STTP/Expert lectures/Model or project competition/GD/PI etc		20	15
12	Performance in competitive examinations like GATE/CAT etc		5	03
Total =			100	67

Any additional comments/feedback/observations/advice which may or may not be based on above points:


1. Industrial visits per sem. should be organized.
2. Involvement in NSS should be encouraged.
3. Student's clearing GATE is pers.

Signature of auditor/s


6. Student's Feedback and Corrective Action

Sr. No.	Sub parameter	Quantity/ Facility(Y/N) / Remarks	Marks Assigned	Marks Secured
	Feedback during the semester			
	Frequency of obtaining student's feedback (Meetings of CRs etc)			
	Corrective action taken at the departmental level		10	09
	Grievance/Suggestion mechanism			
	Through Online /email		10	09
	Corrective action taken for suggestions at the departmental level		10	08
	Feedback at the end of semester (Over all impression reported by students)		10	08
	% of Excellent responses *0.6 0.4		40	35.5 ~ 36
	% of Very Good responses *0.5 0.35		7.4	
	% of Good responses *0.4 0.25		19.6	
	% of Poor responses *0.3 0.15		3.17	
	% very poor responses *0.2 0.05		1.35	
	Corrective action taken by department for point 3		0	
	Total =		20	10
			100	80

Any additional comments/feedback/observations/advice which may or may not be based on above points:



Signature of auditor/s



7. Faculty Performance

Sr. No.	Description	Quantity/ Facility(Y/N) / Remarks	Marks Assigned	Marks Secured
1	Performance appraisal		30	
	% of faculty received "A+" remark* 0.4 0.3			
	% of faculty received "A" remark* 0.3 0.2			
	% of faculty received "B" remark* 0.1			
2	Qualification enhancement of faculty through qualification / online courses	MBA + PhD →	5	05
3	Overall performance of faculty, based on research paper published in journals, conferences and seminar.		15	12.
4	MODROB/UBA/ RPS and other sponsored projects received by the department		5	03
5	Participation of faculty outside the Institution		10	06
6	Performance of faculty, based on books publication, patent filed and awards		5	02
7	Performance of faculty, based on consultancy and internal revenue generation (IRG)	—	5	00
8	% of faculty members participated in various faculty development programme		10	07
9	Innovative ideas implemented by the department for overall academic development of students		10	08
10	Whether guided Research scholars?		5	03
Total =			70 70	46

Any additional comments/feedback/observations/advice which may or may not be based on above points:

1. More involvement of all faculty members outside the institution.

Note: If any activity is not associated / eligible, then allotted marks may be deducted from marks of that section.

[Handwritten Signature]

[Handwritten Signature]

Signature of auditor/s