



Government College of Engineering, Nagpur

("To be an Institution of National Repute Creating Globally Competent Technocrats to Serve the Society")

Sector 27, Mihan Rehabilitation Colony, New Khapri (Rly), Nagpur-441108 (Maharashtra State)

"To be an Institution of National Repute Creating Globally Competent Technocrats to Serve the Society"

Phone No.: (07103) 295226 (P), 295220(O) Website: www.gcoen.ac.in

e-mail: principal.gcoenagpur@dtmaharashtra.gov.in office.gcoenagpur@dtmaharashtra.gov.in

Department of Mechanical Engineering

Internal Academic Audit

U.G. Programmes

Academic Year: 2022-2023

Date and Day of Visit: 04/10/2023

SN	Details	Auditor 1	Auditor 2
1	Name of Auditor	Dr.K.G.Asutkar	Dr.P.B.Jawade
2	Designation	Associate Prof.	Asst.Prof.
3	Institute name	GCOE Nagpur	GCOE Nagpur
4	Contact no		
5	email		

Signature of auditor/s

Dr. P. B. Jawade

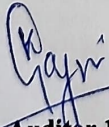
Summary

Sr. No.	Parameters of Evaluation	Page No.	Max. Marks	Marks Scored
1	Academic Facilities	3	150	116
2	Teaching Learning Process	4	240	194
3	Examination System	6	110	94
4	Result	7	100	64.58
5	General Academic Activities	8	100	70.5
6	Feedback and Corrective Action	9	100	59
7	Faculty Performance/Up-gradation	10	100	59
Total			900	657

Grading System:


Grade	Details	Total Marks scored
A+	Excellent	675 and above
A	Good	541-674 ✓
B	Acceptable	450-540
C	Not-acceptable	Below 450

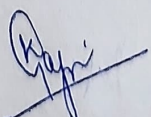
1. **Strengths** 3 faculty members are PhD & remaining all are pursuing PhD with 2 on the verge of completion
2. **Weaknesses-** Less no. of placement
Less no. of books
3. **Suggestions based on information** Need efforts to improve placement, equipment purchase.


 Auditor 1

Name and Signature of Auditor/s

Auditor 2


 Dr. P. B. Jawade


 Signature of auditor/s

1. Academic Facilities

Sr. No.	Sub-parameter	Quantity/ Facility(Y/N)	Marks Assigned	Marks Secured
1	No of class rooms	03+01	10	10
2	No of laboratories	08	10	10
3	No of tutorial rooms	01	5	03
4	Faculty rooms/cabins	11	5	05
5	Equipment available (curricula and cost wise)	yes	35	30
6	Computing facilities (including software)	Software No	10	05
7	Research facilities	No	10	00
8	Audio visual facilities	yes	10	08
9	Class rooms furniture	yes	5	05
10	Laboratories furniture	yes	10	10
11	No of books, e-library, online journals and printed journals related to program in the central library	short fall	15	05
12	Departmental library	yes	5	05
13	Internet and wi-fi facility	yes	10	10
14	Improvement made in infrastructural facilities during last year	yes	10	10
		Total=	150	116
<p>Any additional comments/feedback/observations/advice which may or may not be based on above points:</p> <p>Need improvement in softwares & library books</p>				


 Signature of auditor/s

2. Teaching – Learning Process

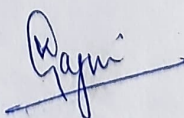
Sr. No	Description	Quantity/ Facility (Y/N) / Remarks	Max. Marks	Marks Secured
1	Theory lectures			
	Average % of lectures conducted compared with target: more than 90% - 60 marks and less than 40% - 00 marks; in between 40% -90% marks are linearly graded.	yes	60	60
	Course File			
	% of subjects for which teaching plan is prepared and execution	yes	20	16
	Quality of teaching plan and notes prepared by faculty	yes	10	08
	Preparation of question bank and allied activities	yes	10	06
2	Practical			
	Average % of practical conducted compared with that minimum required as per curriculum: less than 100% - 5 marks; 100% - 10, >100%marks; 15	yes	15	10
	Quality of experiments conducted	yes	10	08
	Availability of laboratory manual and its quality	yes	10	08
	Maintenance of laboratory equipment and new addition	yes	15	12
	Sponsored projects of UG students	yes	5	04
3	Theory attendance of students		25	
	Average % of lectures attended by students more than 90% - 25 marks and less than 60% - 00 marks; in between 60% -90% marks are linearly graded.			19
4	Practical attendance of students		10	
	Average % of practical attended by students 100% - 10 marks and less than 75% - 00 marks; in between 75% -100% marks are linearly graded.			07


 Signature of auditor/s


5	Corrective action taken by department against the defaulter students		5	02
6	Home assignments and its assessment.		5	4
7	Efforts taken by department to improve performance of academically weaker students		10	06
8	Efforts taken by department to improve overall performance of students by Courses conducted/Expert lectures etc		10	08
9	Staff development programs for Faculty and/or supporting staff including CEP/STTP etc		10	08
Total=			240	194

Any additional comments/feedback/observations/advice which may or may not be based on above points:

- Need to cover more practicals than required.
- Corrective action to be taken for defaulter students




Signature of auditor/s




3. Examination System

Sr No	Description	Quantity/ Facility(Y/N) / Remarks	Max. Marks	Marks Secured
1	Examination Process			
	Execution of academic calendar for all examinations	yes	10	10
	Transparency in the processes like internal assessment; & declaration of result	yes	10	10
	Staff appointed for examination	yes	10	10
2	Quality of CT question papers			
	Appropriate coverage of syllabus in class test		10	08
	Difficulty level of the question papers including numerical(at par with University Exam)		10	08
	Innovation in question paper (Volume of repeated questions, correlation of questions with competitive examinations)		10	08
3	Arranging quiz, surprise test, assignments etc.		10	08
4	Practical/termwork			
	Assessment of practical (journal).		10	08
	Assessment method to judge depth of understanding		10	08
	Appropriate weight-age to various components of term work assessment		10	08
	Continuous evaluation of project/seminar and its record (maintenance of logbook)		10	08
		Total =	110	94
Additional comments/feedback/observations/advice which may or may not be based on above points: <div style="font-size: 1.2em; margin-left: 20px;">Quality of question papers to be improved</div>				



Signature of auditor/s




4. Result

Sr No	Description	Quantity/ Facility(Y/N) / Remarks	Marks Assigned	Marks Secured
1	Performance of students in Class Test-I		10	
	Average % of students passing in CT-I *0.1			08
2	Performance of students in Class Test-II		10	
	Average % of students passing in CT-II *0.1			08
3	Performance of students in University Exam		30	
	Average % of students passing in UE *0.3			25
4	Overall Performance of students		50	23.58
	% of students securing CGPA > 9*0.5		0.0	
	% of students securing CGPA in between 8.25 and 9.0 *0.4		4.21	
	% of students securing CGPA in between 6.75 and 8.25 *0.3		11.54	
	% of students securing CGPA in between 5.75 and 6.75 *0.2		6.47	
	% of students securing CGPA < 5.75 *0.1		1.36	
5	Number of copy cases reported and punished * (-2)		-	-
Total=			100	64.58

Additional comments/feedback/observations/advice which may or may not be based on above points:

More efforts to be taken for improvement in University Exam performance.

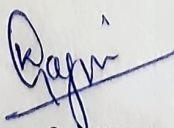

 Signature of auditor/s

5. General Academic Activities

Sr. No.	Sub parameter	Quantity/ Facility(Y/N) / Remarks	Marks Assigned	Marks Secured
1	Whether all activities performed as per academic calendar?	yes	5	05
2	Whether academic processes are student developments centric?	yes	5	05
3	Students enrollment for co-curriculum activities in or out the institute	yes	10	08
4	Whether co-curriculum activities of institute/department are evenly distributed throughout the year?	yes	5	04
5	Participation of students in Sport?	yes	10	08
6	Participation of students in cultural activities?	yes	10	08
7	Implementation of AICTE schemes such as IIC, Skill India, NPTEL etc.	yes	5	03
8	How much is overall placement of students (in % based on eligible students) and annual pay package?	yes 45%	10	4.5
9	How is the performance of students in Extension of services through NSS/NCC?	yes	5	3
10	Industrial visits organized by department.	yes	10	10
11	Technical events organized by the department for faculty and students including CEP/STTP/Expert lectures/Model or project competition/GD/PI etc	yes	20	10
12	Performance in competitive examinations like GATE/CAT etc	yes	5	2
Total =			100	70.5

Any additional comments/feedback/observations/advice which may or may not be based on above points:

- Need to motivate students for appearing in competitive exam
- Need to conduct training of students to improve placements



 Signature of auditor/s

6. Student's Feedback and Corrective Action

Sr. No.	Sub parameter	Quantity/ Facility(Y/N) / Remarks	Marks Assigned	Marks Secured
1	Feedback during the semester			
	Frequency of obtaining student's feedback (Meetings of CRs etc)		10	08
	Corrective action taken at the departmental level		10	08
2	Grievance/Suggestion mechanism			
	Through Online /email		10	05
	Corrective action taken for suggestions at the departmental level		10	06
3	Feedback at the end of semester (Over all impression reported by students)		40	31
	% of Excellent responses *0.4		0	
	% of Very Good responses *0.35		21	
	% of Good responses *0.25		10	
	% of Poor responses *0.15		—	
	% very poor responses *0.05		—	
4	Corrective action taken by department for point 3		20	00
Total=			100	59
Any additional comments/feedback/observations/advice which may or may not be based on above points: <p style="margin-left: 20px;">• Corrective actions need to be taken on feedback</p>				



Signature of auditor/s



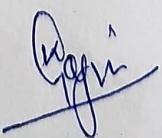
7. Faculty Performance

Sr. No.	Description	Quantity/ Faculty(Y/N) / Remarks	Marks Assigned	Marks Secured
1	Performance appraisal		30	
	% of faculty received "A+" remark* 0.3	yes .		9.9
	% of faculty received "A" remark* 0.2			13.2
	% of faculty received "B" remark* 0.1			
2	Qualification enhancement of faculty through qualification / online courses		5	00
3	Overall performance of faculty, based on research paper published in journals, conferences and seminar.		15	05
4	MODROB/UBA/ RPS and other sponsored projects received by the department		5	03
5	Participation of faculty outside the Institution		10	05
6	Performance of faculty, based on books publication, patent filed and awards		5	-
7	Performance of faculty, based on consultancy and internal revenue generation (IRG)		5	5
8	% of faculty members participated in various faculty development programme		10	10
9	Innovative ideas implemented by the department for overall academic development of students		10	05
10	Whether guided Research scholars?		5	03
Total=			100	59

Any additional comments/feedback/observations/advice which may or may not be based on above points:

• Need Improvement in book publication, patent filed and awards.

Note: If any activity is not associated / eligible, then allotted marks may be deducted from marks of that section.


Signature of auditor/s

