


Government College of Engineering, Nagpur



("To be an Institution of National Repute Creating Globally Competent Technocrats to Serve the Society")

Sector 27, Mihan Rehabilitation Colony, New Khapri (Rly), Nagpur- 441108 (Maharashtra State)

"To be an Institution of National Repute Creating Globally Competent Technocrats to Serve the Society"

Phone No.: (07103) 295226 (P), 295220(O)

Website: www.gcoen.ac.in

e-mail: principal.gcoenagpur@dtmaharashtra.gov.in

office.gcoenagpur@dtmaharashtra.gov.in

Department of Computer Science and Engineering

Academic Audit

U.G. Programmes

Academic Year: 2022 - 2023

Date and Day of Visit: 05/10/2023

SN	Details	Auditor 1	Auditor 2
1	Name of Auditor	Dr. C.P. Kalambe	Dr. R.D. Raut
2	Designation	Associate Professor Head S & H	Asst. Prof & Head ETC
3	Institute name	GCOEN	GCOEN
4	Contact no	9423124435	9822797046
5	email	cpkalambe@rediffmail.com	rdraut@gcoen.ac.in

Signature of auditor/s


Summary

Sr. No.	Parameters of Evaluation	Page No.	Max. Marks	Marks Scored
1	Academic Facilities	3	150	133
2	Teaching Learning Process	4	240	176
3	Examination System	6	110	81
4	Result	7	100	67.1
5	General Academic Activities	8	100	47
6	Feedback and Corrective Action	9	100	83.5
7	Faculty Performance/Up-gradation	10	100	24
Total			900	611.6

Grading System: (A) Good.


Grade	Details	Total Marks scored
A+	Excellent	675 and above
A	Good	541-674
B	Acceptable	450-540
C	Not-acceptable	Below 450

- Strengths**
 - Well arrange lab and class room.
 - Students academic performance good.
 - Placement of students excellent.
- Weaknesses-**
 - Very poor Faculty ratio.
- Suggestions based on information**
 - License software can be purchased
 - Computing Facility to be improved.



Auditor 1

c. P. Kishore
5/10/2023
Name and Signature of Auditor/s




Auditor 2

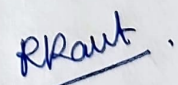
Dr. Rajeshree Raut
5/10/23
Signature of auditor/s

1. Academic Facilities

Sr. No.	Sub-parameter	Quantity/ Facility(Y/N)	Marks Assigned	Marks Secured
1	No of class rooms	02	10	10
2	No of laboratories	06	10	10
3	No of tutorial rooms	01	5	03
4	Faculty rooms/cabins	09	5	05
5	Equipment available (curricula and cost wise)	96 Comp.	30	25
6	Computing facilities (including software)	96 Comp	10	08
7	Research facilities	No	10	—
8	Electric power available for 24x7	Yes	5	5
9	Audio visual facilities	Yes	10	10
10	Class rooms furniture (quantity and quality)	Yes	5	5
11	Laboratories furniture (quantity and quality)	Yes	10	8
12	No of books, e-library, online journals and printed journals related to program in the central library	390 Title 1653 Nos	15	12
13	Departmental library	57 Yes.	5	4
14	Internet and wi-fi facility	Yes	10	10
15	Improvement made in infrastructural facilities during last year	Campus Wide Networking	10	8
Total=			150	133
Any additional comments/feedback/observations/advice which may or may not be based on above points: 1) No Seminar Rooms 2) Shortage of Computing Facility For lab 3) No Conference Room for departmental activity				




Signature of auditor/s



2. Teaching – Learning Process

Sr. No	Description	Quantity/ Facility (Y/N) / Remarks	Max. Marks	Marks Secured
1	Theory lectures			
	Average % of lectures conducted compared with target: more than 90% - 60 marks and less than 40% - 00 marks; in between 40% -90% marks are linearly graded.	92%	60	66
	Course File			
	% of subjects for which teaching plan is prepared and execution	50%	20	10
	Quality of teaching plan and notes prepared by faculty	Satisfactory	10	05
	Preparation of question bank and allied activities	Y	10	09
Novel techniques used for effective teaching learning process (including use of A/V aids, development of software/ teaching aids, use of available software, use of available learning resources etc.)	with audio-visual aids. Google class Work.	10	10	
2	Practical			
	Average % of practical conducted compared with that minimum required as per curriculum: less than 100% - 5 marks; 100% - 10, >100% marks; 15	100%	15	10
	Quality of experiments conducted	Good	10	8
	Availability of laboratory manual and its quality	Available for Sem Lab.	10	6
	Maintenance of laboratory equipment and new addition	Maintenance carried out	15	10
Sponsored projects of UG students	Nil	5	-	
3	Theory attendance of students		25	25 22
	Average % of lectures attended by students more than 90% - 25 marks and less than 60% - 00 marks; in between 60% -90% marks are linearly graded.	90%		
4	Practical attendance of students	100%	10	14

 Signature of auditor/s

	Average % of practical attended by students 100% - 10 marks and less than 75% - 00 marks; in between 75% -100% marks are linearly graded.			10
5	Corrective action taken by department against the defaulter students	Y	5	3
6	Home assignments and its assessment.	Y	5	5
7	Efforts taken by department to improve performance of academically weaker students	Y Remedial classes	10	05
8	Efforts taken by department to improve overall performance of students by Courses conducted/Expert lectures etc	Y	10	07
9	Staff development programs for Faculty and/or supporting staff including CEP/STTP etc		10	00
Total=			240	176

Any additional comments/feedback/observations/advice which may or may not be based on above points:

Department need to work on Industrial Sponsored project.

Need to take more efforts to arrange programs for faculty and staff.

[Signature]


R.Raut


Signature of auditor/s

5. General Academic Activities

Sr. No.	Sub parameter	Quantity/ Facility(Y/N) / Remarks	Marks Assigned	Marks Secured
1	Whether all activities performed as per academic calendar?	Y	5	5
2	Whether academic processes are student developments centric?	Y	5	5
3	Students enrollment for co-curriculum activities in or out the institute	Y	10	3
4	Whether co-curriculum activities of institute/department are evenly distributed throughout the year?	Y	5	5
5	Participation of students in Sport?	Y	10	4
6	Participation of students in cultural activities?	Y	10	4
7	Implementation of AICTE schemes such as IIC, Skill India, NPTEL etc.	Y	5	3
8	How much is overall placement of students (in % based on eligible students) and annual pay package?	> 90%	10	9
9	How is the performance of students in Extension of services through NSS/NCC?	Y	5	2
10	Industrial visits organized by department.	N	10	00
11	Technical events organized by the department for faculty and students including CEP/STTP/Expert lectures/Model or project competition/GD/PI etc	Y	20	04
12	Performance in competitive examinations like GATE/CAT etc	Y	5	03
Total =			100	47

Any additional comments/feedback/observations/advice which may or may not be based on above points: 1) Participation in ^{extra} Co-curricular activity to be improved





Signature of auditor/s

6. Student's Feedback and Corrective Action


Sr. No.	Sub parameter	Quantity/ Facility(Y/N) / Remarks	Marks Assigned	Marks Secured
1	Feedback during the semester			
	Frequency of obtaining student's feedback (Meetings of CRs etc)	Y 03	10	10
	Corrective action taken at the departmental level	Y	10	10
2	Grievance/Suggestion mechanism			
	Through Online /email	Y	10	10
	Corrective action taken for suggestions at the departmental level	Y	10	08
3	Feedback at the end of semester (Over all impression reported by students)			
	% of Excellent responses *0.4	-	00	-00
	% of Very Good responses *0.35		28.28	} 35.5
	% of Good responses *0.25		7.5	
	% of Poor responses *0.15		00	
	% very poor responses *0.05		00	
4	Corrective action taken by department for point 3		20	10
Total=			100	83.5
Any additional comments/feedback/observations/advice which may or may not be based on above points: <div style="text-align: center; margin-top: 20px;"> <p style="font-size: 1.2em; color: blue;">No comment</p> </div>				


Signature of auditor/s

7. Faculty Performance

Sr. No.	Description	Quantity/ Faculty(Y/N) / Remarks	Marks Assigned	Marks Secured
1	Performance appraisal		30	
	% of faculty received "A+" remark* 0.3	6		6
	% of faculty received "A" remark* 0.2	0		
	% of faculty received "B" remark* 0.1	0		
2	Qualification enhancement of faculty through qualification / online courses	Y	5	1
3	Overall performance of faculty, based on research paper published in journals, conferences and seminar.	Y	15	3
4	MODROB/UBA/ RPS and other sponsored projects received by the department	N	5	00
5	Participation of faculty outside the Institution	Y	10	02
6	Performance of faculty, based on books publication, patent filed and awards	Y	5	03
7	Performance of faculty, based on consultancy and internal revenue generation (IRG)	Y	5	03
8	% of faculty members participated in various faculty development programme	Y	10	02
9	Innovative ideas implemented by the department for overall academic development of students	Y	10	02
10	Whether guided Research scholars?	Y	5	02
Total=			100	24
<p>Any additional comments/feedback/observations/advice which may or may not be based on above points: Adequate number of faculty not available in the department.</p>				

Note: If any activity is not associated / eligible, then allotted marks may be deducted from marks of that section.





Signature of auditor/s